


# My St. John's Quick Start User Guide

To find My St. Johns, you can go to the church's website ([www.stjohnsstpaul.org](http://www.stjohnsstpaul.org)) and move your mouse over the "Members" drop down menu in the top right corner of the page. Within that menu, selecting "My St. John's" will take you to the My St. John's website.

## Logging Into My St. John's

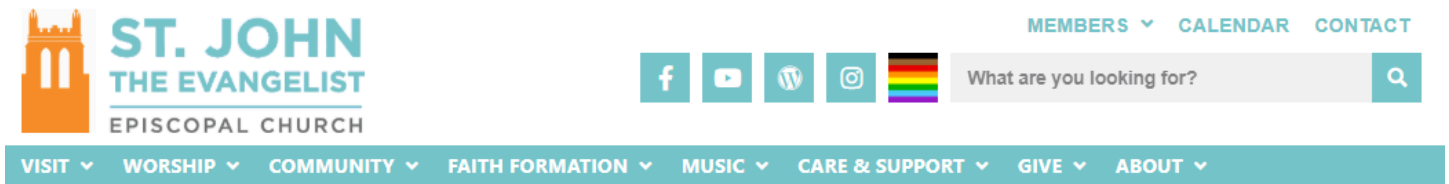


The next page will ask whether you want to "Upgrade to new version" or "I've already upgraded". If you have logged into My St. John's since June 2025, you can select "I've already upgraded".



If you have not logged into My St. John's since June, you can select "Upgrade to new version". This will take you to a log in page where you can enter your username and password. After entering your login information, you will be prompted to enter your login email (which is your new username) and a new password. When you enter both of those, you will have successfully upgraded to the new version.

If you give online to St. John's, please also go to the church's giving page (<https://stjohnsstpaul.org/give/donate/>) and enter your new email username and password. This will link your online giving account to your church directory account.



## Supporting Our Mission

[Give Now](#)   [Sign in](#)

**ParishSOFT**  
by Ministry Brands

[Continue](#)

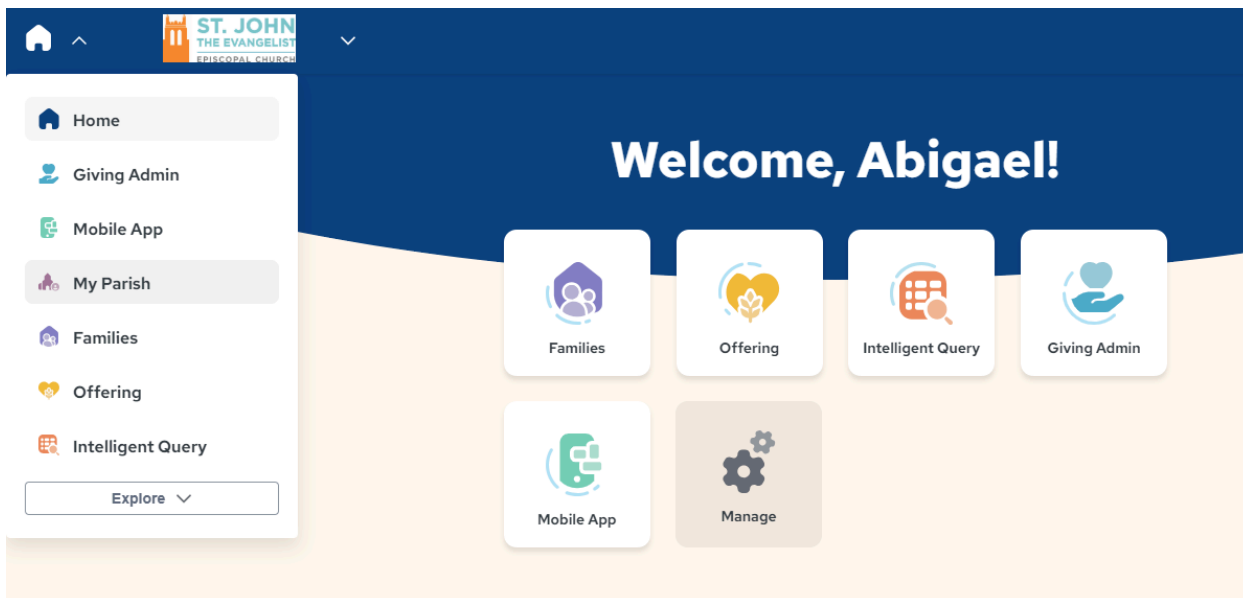
or

[Create Account](#)

[Forgot password](#)

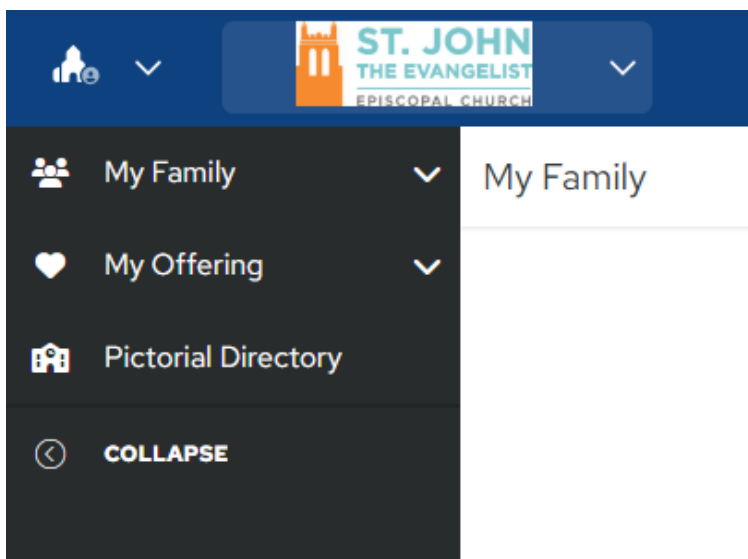
### **Navigating the new My St. John's**

After logging into My St. John's, you will see a page similar to the one below. Not all of the options in the image below will show up for you, but you should see a house icon in the top left corner of the page. By clicking that, a dropdown menu will appear with one of the options being "My Parish".



Selecting My St. John's will open a window that shows your family's information. Please review this page and update any information that may be outdated. Once your information is up-to-date, you can close this window by clicking "Close" at the bottom of the page.

This next page gives you access to update your family's information, access your family's giving history, and see the church's directory.

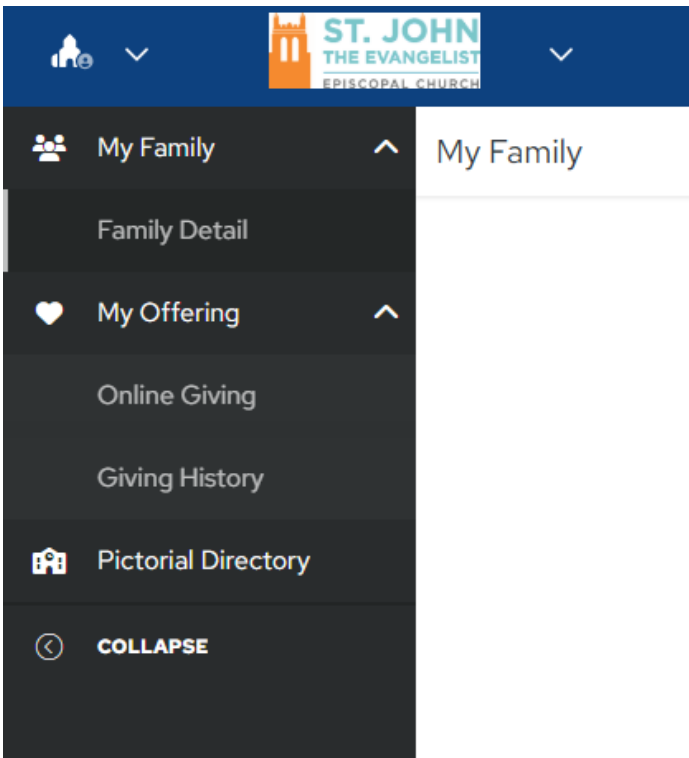


Clicking on "My Family" and "Family Detail" will take you to the family detail page that opened up when you first opened My Parish.

Clicking on "My Offering" and "Online Giving" will take you to St. John's online giving page.

Clicking on "My Offering" and "Giving History" will take you to your family's giving history.

Clicking on "Pictorial Directory" will take you to St. John's online directory.



More instruction for signing into and navigating My St. John's can be found on the [ParishSoft help guide here](#). The ParishSoft help guide also has an option for chat support directly with ParishSoft.